



# 280

SUNDECK®



The 280 boasts a sleek helm with wood and aluminum accents, as well as SmartCraft® gauges.



The backrest of the aft bench is split, and the two sections pivot fore and aft to convert to numerous configurations.



An optional filler cushion in the bow transforms this area into one big sunning space.



A wet bar offers standard cooler storage and room for an optional stainless-steel grill (not CE Certified).



# 280 SUNDECK®

## SPECIFICATIONS

Overall Length:		
W/STD. EXTENDED SWIM PLATFORM	28'	8.53 M
Beam:	8'10"	2.69 M
Draft: STERNDRIVE DOWN	42"	107 CM
Draft: STERNDRIVE UP	24"	61 CM
Dry Weight:	5,726 LBS	2,597 KG
Fuel Capacity:	85 GAL	322 L
Water Capacity:	20 GAL	76 L
Holding Tank:	10 GAL	37.9 L
(OPTIONAL)		
Max Persons/Weight:	12/2,100 LBS	953 KG
(MWC) Max Weight		
Persons/Gear:	2,400 LBS	1,088 KG
Dead Rise:	21°	21°

The new 280 Sundeck® is another amazing example of progressive product engineering in action. This boat strikes a perfect balance between function, style, and innovation with its abundant seating, sporty good looks, and voluminous storage.

### FEATURES

- Multifunctional “sun gate” seating that coverts to four different configurations
- Wet bar with carry-on cooler storage and optional gas grill (not CE Certified)
- Distinctive “bullet style” dash with aluminum accents
- Sony® stereo (AM/FM/CD with MP3 port and iPod® connector)
- Lockable head compartment


MORE INFORMATION: Specs • PG. 81 Colors/Graphics • PG. 54 Canvas • PG. 58 Engine • PG. 62

The specification measurements are approximations and subject to variance. Some equipment shown may be optional and/or not CE -certified. Options and colors shown may not be available on current model-year product.




Standard Layout


## GEL-COAT OPTIONS



PEARL



BLACK



BLUE



RED



PEWTER



BURGUNDY



# 280

SUNDECK®

## FEATURES & STANDARD EQUIPMENT

### HULL & DECK FEATURES

Beach Boarding Ladder (Bow) – Forward Deck w/Integral Hatch & Concealed Stainless-Steel Four-Step Ladder  
Bow & Stern Eyes, Stainless Steel Cleats, Custom Sea Ray® 10" Pull-Up – Stainless Steel (6)  
Dash, Custom Soft Touch Urethane w/Chrome Bezels, Brushed Aluminum Accent & Custom Sea Ray Glass-Faced Gauges  
Deck Fill Plates (2) – Stainless Steel Drain Plug, Brass-Threaded – Garboard Gel Coat (Pearl)  
Graphics Package  
Hardware, Stainless Steel  
Light, Navigation – Stainless Steel  
Light, Stern – Removable  
Portlights, Stainless Steel (2 Opening)  
Resin, High-Performance Vinyl Ester  
Rub Rail, PVC w/Stainless-Steel Insert  
Ski Tow Eye, Integral – Stainless Steel  
Storage, Anchor w/Fiberglass Hatch, Stainless-Steel Latch & Gas Assist, Designated Clips & Sound Deadening Mat  
Swim Platform, Stainless-Steel Accent w/Concealed Three-Step Swim Ladder (Stainless Steel) & Integral Grab Handle  
Vent System, Integral (Engine Compartment) – Stainless Steel  
Windshield, Custom Tempered/Tinted, Curved Glass Walk-Thru & Stainless-Steel Supports & Hold Back Latch  
Windshield Wiper (Starboard) w/Autopark

### Canvas - Sunbrella®:

Bimini Top w/Boot, Stainless-Steel Ball & Socket Hardware

### Certifications:

Meets Applicable USCG & ABYC Standards  
NMMA Certification  
Mercury® Installation Quality Certification

### COCKPIT FEATURES

Armrests, Flip-Down – Bow Lounger (Port & Starboard)  
Beverage Holders (11), Stainless-Steel Carpet Liner, Snap-In  
Compass  
Cooler, Insulated – Built-In at Bow  
Cooler, Insulated Thermoform Tub w/Gas-Assist Fiberglass Lid & Stainless-Steel Latch  
Cooler, Carry-On w/Designated Storage Door, Bow Block-Off – Acrylic  
Door, Transom – Acrylic & Stainless Steel  
Floor, Finished Fiberglass  
Grab Handles – Stainless Steel  
Head Compartment, Enclosed w/Lockable Door, Molded Fiberglass Liner w/Sink, Vanity Storage, Mirror & Light  
Head, Portable  
Lighting, Indirect LED  
Outlet, 12V Accessory (2) Wet Bar & Port Storage

Stereo, (Sony®) 12V AM/FM Single CD, Amplifier, Weatherproof Speakers (6), Digital Cockpit Remote Control, iPod® Connector  
Storage, In-Floor Fiberglass (Bow) w/Vinyl Matting & Gas-Assisted Lid  
Storage, Transom Access Ski/Wakeboard w/Vinyl Matting, Gas-Assisted Lid & Latch  
Storage, Transom Access (Wet Storage)  
Storage, Side Panels (Bow & Cockpit) – Vinyl Wrapped  
Storage, Under Helm (Starboard) w/Lighting – Configurable Shelving  
Storage, Under Bow Seats – Fiberglass (Port & Starboard) Molded into Deck  
Table, Cockpit w/Designated Storage  
Vinyl, Marine-Grade w/Mildew & UV Protection  
Wet Bar w/Solid-Surface Accent, Stainless-Steel Sink, Faucet & Storage Below w/Trash Receptacle

### Seating:

Seating, Bow – Port & Starboard Loungers w/Hinged Cushions  
Seating, Bucket Seats (2) w/Flip-Up Thigh Rise, Slider & Swivel  
Seating, Cockpit/Transom – L-Shaped Lounger, "Multi-Functional" Aft Seat that Converts to 4 Different Configurations Including Extended Sun Pad

### TECHNICAL FEATURES

#### Helm:

Alarms, Engine – Oil & Water (Audible)  
Digital Shift & Throttle Lever w/Trim Switch & Ignition Cutout Switch  
Horn  
SmartCraft® Diagnostics:  
- Instrumentation, Custom Sea Ray® Sport Boats SmartCraft Gauges w/Low-Glare Blue Night Lighting & Chrome Bezels, (Includes Fuel, Oil, Speedometer, Trim & Water Temperature)  
- System Tachometer (Includes: Depth, Engine, Alarms/Hourmeter, Oil Pressure, Water Temp, Fuel Consumption/Usage, Trim Level, Trol Control, Voltage & Digital Speed)  
Steering, Power-Assisted  
Switch Panel, Custom Sea Ray w/Weatherproof Lighted Chrome Toggle Switches & Legend Backlighting  
Tilt & Trim, Drive  
Tilt Wheel

#### Electrical Systems:

Battery Tray w/Mount  
Fuse Block  
Wiring, Color-Coded w/Chafe Protection

#### Engine Compartment:

Bilge Pump, 12V Automatic  
Blower, 12V Bilge  
Fire Extinguisher Discharge Port  
Gel-Coated Engine Compartment Hatch, Engine w/Gas Assist  
Insulated Engine Compartment

### Fuel System:

Fuel Lines, USCG – Type A-1  
Fuel Tank w/Mechanical Shutoff Valve & Ultrasonic Sending Unit

### Water System:

Pressure Water System:  
- Faucet – Wet Bar  
- Pullout Sprayers (3) – Bow, Transom & Head  
Water Tank, 20-Gallon

### Underwater Gear:

Trim Tabs, Hydraulic

### STANDARD PROPULSION

MerCruiser® 350 Magnum® MPI Bravo® III  
MCM DTS\* Sterndrive (300 hp – 224 kW)  
Propellers, Stainless Steel  
Oil Filter – Remote  
\* Std Engine Available w/Catalyst; Required for California

## OPTIONS & ACCESSORIES

### OPTIONAL PROPULSION

#### Gasoline Sterndrives:

MerCruiser® MX6.2 MPI Bravo III DTS (320 hp - 239 kW)  
MerCruiser® 496 Magnum® Bravo® IIIx DTS (375 hp - 280 kW)

### OPTIONAL PACKAGE

#### Canvas Package (for Bimini Top):

Aft Curtain  
Bimini Top w/Boot, Stainless-Steel Ball & Socket Hardware  
Canvas Storage Bag  
Cockpit Cover  
Front Curtains  
Side Curtains  
Tonneau Cover

#### Interior Color:

Color Coordinated Steering Wheel, Switch Panel, Soft Touch Dash  
Instrument Panel & Accent Vinyl:  
- Neutral A: Silver/Chrome/Black  
- Neutral B: Wood/Almond/Tan

### INDIVIDUAL OPTIONS

Air Compressor for Water Toys  
Battery Charger  
Battery On/Off Switch  
Battery Switch, Dual w/Second Battery Tray  
Canvas, Bimini Top – Forward w/Boot Canvas, Cockpit Cover/Tonneau Cover w/Canvas Storage Bag  
Canvas, Mooring Cover (Black Only)  
Chartplotter, (Garmin) Cross Functional Removable Chartplotter w/Road & Waterways  
Docking Lights  
Exhaust, Selectable, Thru-Hull\*  
Filler Cushions – Bow  
Fire Suppression System – Automatic  
Flagpole w/Base & American Flag  
Gel Coat, Two-Tone (Black, Blue, Red, Burgundy, or Pewter)  
Grey Water System  
Grill, Barbeque - Gas\*  
GPS – Speed (Not Available w/Speed Control Option)  
Head, Pump-Out  
Head System w/10-Gallon Holding Tank (VacuFlush®)  
Lighting, Indirect Blue – Cockpit  
Lights, Underwater  
Macerator  
Seats, VisionAir™ Mesh Bucket  
Sirius® Satellite Receiver w/Antenna (N/A Outside N. America)  
Ski Mirror

Smart Tow – Digital Speed Control (Only Available on DTS Engines)  
Stereo, Premium Cockpit Sound System, Upgraded Speakers, Amplifiers, Subwoofer & Transom Stereo Remote  
Stereo Remote Control – Additional Unit on Transom  
Table, Cockpit – Forward  
Trim Switch, Transom  
Wakeboard Graphics  
Windlass, Rope/Chain  
VHF Radio

### CE Option

#### Tower, Water Sports

Tower Option:  
Aluminum Tubular w/Anchor Light & Wakeboard Racks

Tower Accessory Options:  
Speakers, Waterproof – Tower-Mounted  
Swivel Wakeboard Racks (Replaces Fixed Racks on Tower)

\* Some features and options may not be available when a boat is built for outside North America and/or has CE Certification.